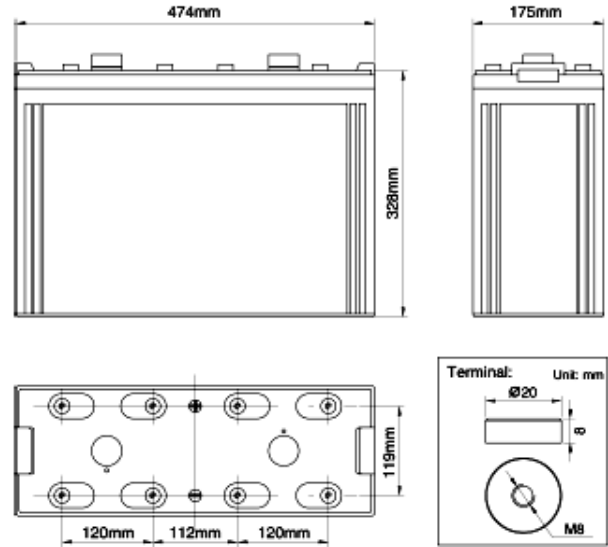


Product Image



Product Dimensions



Characteristics

Nominal Voltage		2V
Nominal Capacity (10 hour rate)		900Ah
Capacity 25°C (77 °F)	20 hour rate (47.7A)	954Ah
	5 hour rate (159.0A)	794.7Ah
	1 hour rate (495A)	495Ah
Internal Resistance	Full Charged Battery 25°C	≤0.22mΩ
Capacity affected by Temperature (10 hour)	40°C (104 °F)	102%
	25°C (77 °F)	100%
	0°C (32 °F)	85%
	-15°C (5 °F)	65%
Self-Discharge 25°C (77 °F) Capacity	after 3 month storage	90%
	after 6 month storage	80%
	after 12 month storage	62%
Charge (Constant Voltage) 25°C (77 °F)	Float	Initial Charging Current Less than 135A Voltage 2.23-2.27V
	Cycle	Initial Charging Current Less than 135A Voltage 2.33-2.37V

Packaging

Battery Dimensions	Length	474mm
	Width	175mm
	Height	328mm
	Total Height	366mm
Box Dimensions	Length	489mm
	Width	189mm
	Height	422mm
Quantity Per Box		1 PC per box
Net weight Per Cell		57 kg ±900g
Net weight Per Box		57kg
Gross Weight		57.5kg

Discharge Constant Current (Amperes at 77°F/25°C)

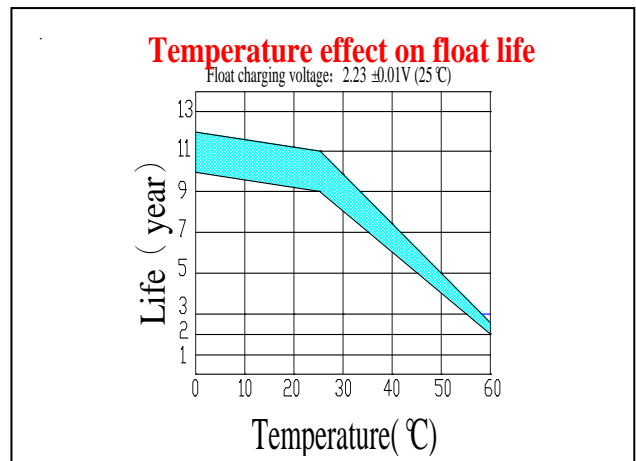
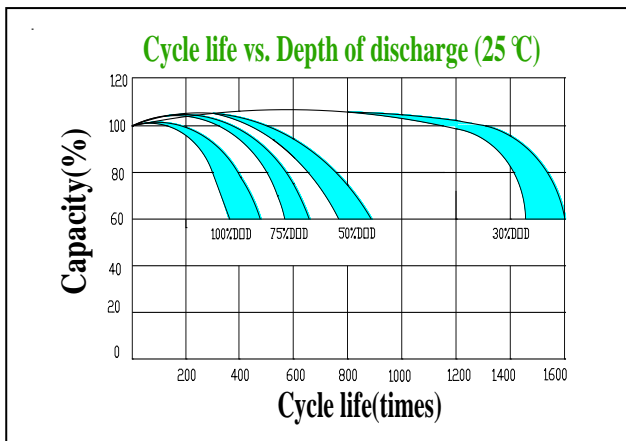
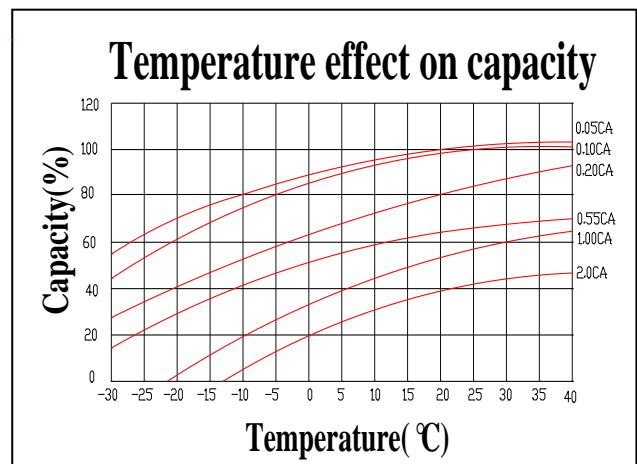
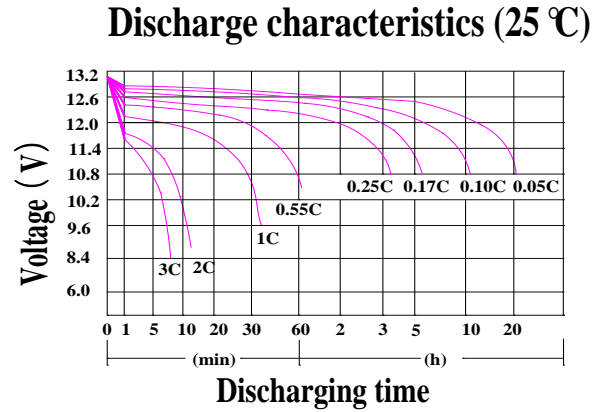
F.V/Time	5min	10min	15min	30min	45min	1h	2h	3h	5h	8h	10h	20h
1.60V	2515	1624	1346	891	663	495	386	247.5	168.3	110.9	99.0	52.5
1.65V	2469	1594	1322	875	651	486	379	243.0	165.2	108.9	97.2	51.5
1.70V	2423	1565	1297	859	639	477	372	238.5	162.2	106.8	95.4	50.6
1.75V	2377	1535	1273	842	627	468	365	234.0	159.1	104.8	93.6	49.6
1.80V	2286	1476	1224	810	603	450	351	225.0	153.0	100.8	90.0	47.7

Discharge Constant Power (Watts at 77°F 25°C)

F.V/Time	5min	10min	15min	30min	45min	1h	2h	3h	5h	8h	10h	20h
1.60V	4841	3125	2592	1715	1277	953	743	476.4	324.0	213.4	190.6	101.0
1.65V	4753	3069	2545	1684	1254	936	730	467.8	318.1	209.6	187.1	99.2
1.70V	4665	3012	2498	1653	1230	918	716	459.1	312.2	205.7	183.6	97.3
1.75V	4577	2955	2450	1622	1207	901	703	450.5	306.3	201.8	180.2	95.5
1.80V	4401	2841	2356	1559	1161	866	676	433.1	294.5	194.0	173.3	91.8

Note The above data are average values, and can be obtained within 3 charge/discharge cycles. These are not minimum values. Cell and battery designs/specifications are subject to modification without notice. Contact **CTD** for the latest information.

Performance Characteristics



Battery Construction

Component	Positive plate	Negative plate	Container	Cover	Safety valve	Terminal	Separator	Electrolyte
Raw material	Lead dioxide	Lead	ABS	ABS	Si-Rubber	Lead	Fiberglass	Colloid(GEL)