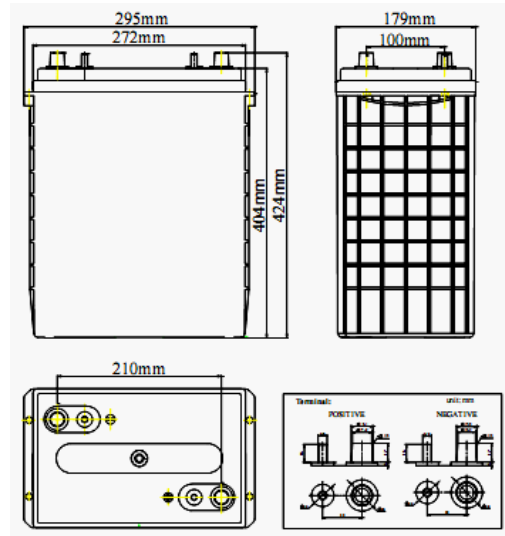


**Product Image**



**Product Dimensions**



**Characteristics**

Nominal Voltage		6V
Nominal Capacity (10 hour rate)		450Ah
Capacity 25°C (77 °F)	20 hour rate (25A)	499.5Ah
	5 hour rate (82.4A)	411.8Ah
	1 hour rate (299.3A)	299.3Ah
Internal Resistance	Full Charged Battery 25°C	≤1.5mΩ
Capacity affected by Temperature (10 hour )	40°C (104 °F)	102%
	25°C (77 °F)	100%
	0°C (32 °F)	85%
	-15°C (5 °F)	65%
Self-Discharge 25°C (77 °F) Capacity	after 3 month storage	90%
	after 6 month storage	80%
	after 12 month storage	62%
Charge (Constant Voltage) 25°C (77 °F)	Float	Initial Charging Current Less than 75.6A Voltage 6.8-6.9V
	Cycle	Initial Charging Current Less than 75.6A Voltage 7.2-7.45V

**Packaging**

Battery Dimensions	Length	295mm
	Width	179mm
	Height	404mm
	Total Height	424mm
Box Dimensions	Length	410mm
	Width	194mm
	Height	474mm
Quantity Per Box		1 PC per box
Net weight Per Cell		57.4 kg±500g
Net weight Per Box		57.4kg
Gross Weight		58kg

**Discharge Constant Current per Cell (Amperes at 77°F25°C)**

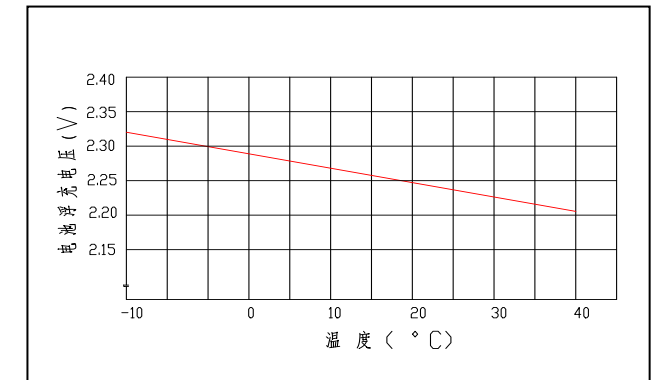
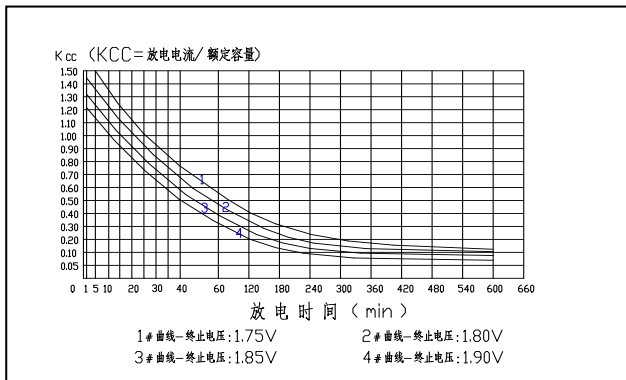
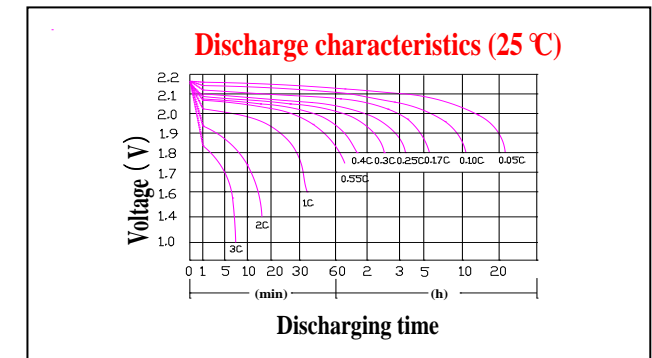
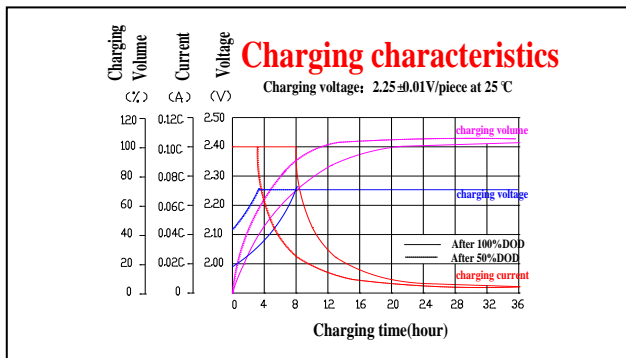
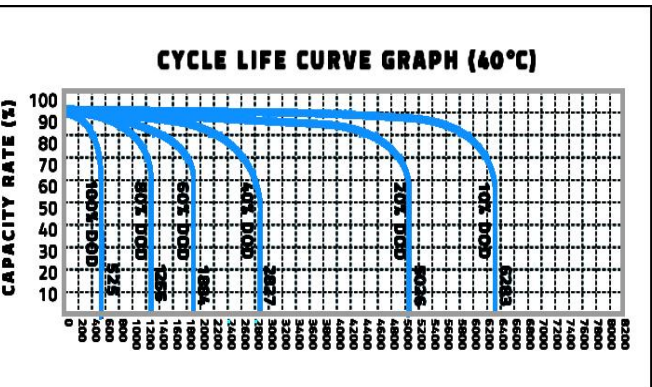
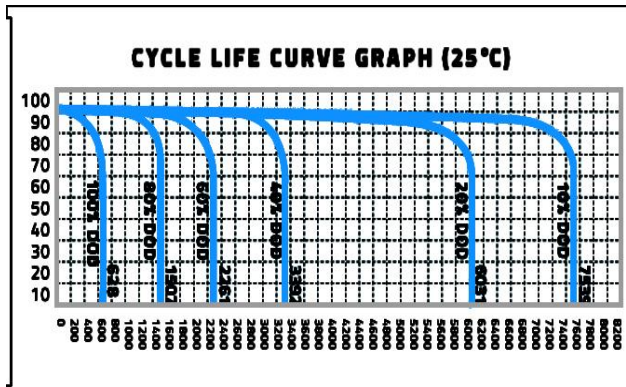
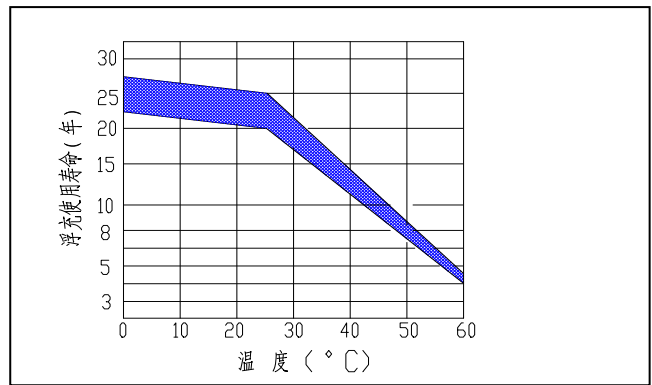
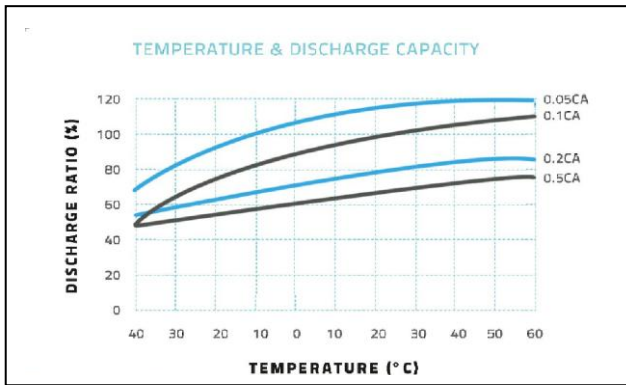
F.V/Time	5min	10min	15min	30min	45min	1h	2h	3h	5h	8h	10h	20h
1.60V	997.9	636.2	540.5	345.1	253.6	232.8	148.0	104.0	70.7	46.6	41.6	23.2
1.65V	979.8	624.6	530.7	338.8	249.0	228.6	145.3	102.1	69.4	45.7	40.8	23.1
1.70V	961.6	613.0	520.9	332.6	244.4	224.4	142.6	100.2	68.1	44.9	40.1	23.0
1.75V	943.5	601.5	511.1	326.3	239.8	220.1	140.0	98.3	66.8	44.0	39.3	22.8
1.80V	907.2	578.3	491.4	313.7	230.6	211.7	134.6	94.5	64.3	42.3	37.8	22.5

**Discharge Constant Power per Cell (Watts at 77°F 25°C)**

F.V/Time	5min	10min	15min	30min	45min	1h	2h	3h	5h	8h	10h	20h
1.60V	1921.0	1224.6	1040.5	664.3	488.3	448.2	284.9	200.1	136.1	89.6	80.0	44.5
1.65V	1886.1	1202.4	1021.6	652.3	479.4	440.1	279.8	196.5	133.6	88.0	78.6	43.7
1.70V	1851.1	1180.1	1002.7	640.2	470.5	431.9	274.6	192.8	131.1	86.4	77.1	42.8
1.75V	1816.2	1157.8	983.8	628.1	461.6	423.8	269.4	189.2	128.6	84.8	75.7	42.0
1.80V	1746.4	1113.3	945.9	603.9	443.9	407.5	259.0	181.9	123.7	81.5	72.8	40.4

**Note** The above data are average values, and can be obtained within 3 charge/discharge cycles. These are not minimum values. Cell and battery designs/specifications are subject to modification without notice. Contact **US** for the latest information.

**Performance Characteristics**



**Battery Construction**

Component	Positive plate	Negative plate	Container	Cover	Safety valve	Terminal	Separator	Electrolyte
Raw material	Lead dioxide	Lead	ABS	ABS	Si-Rubber	Copper	Fiberglass	Nano