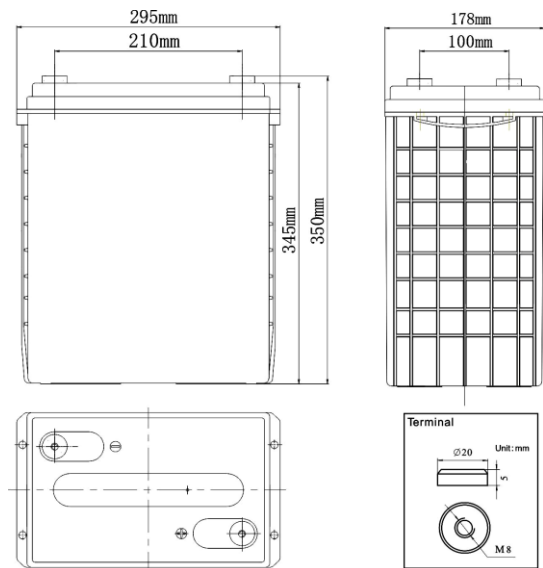


**Product Image**



**Product Dimensions**



**Characteristics**

Nominal Voltage		6V
Nominal Capacity (20 hour rate)		310Ah
Capacity 25°C (77 °F)	10 hour rate (17.21A)	344.1Ah
	5 hour rate (56.73A)	283.7Ah
	1 hour rate (206.2A)	206.2Ah
Internal Resistance	Full Charged Battery 25°C	≤1.8mΩ
Capacity affected by Temperature (10 hour )	40°C (104 °F)	102%
	25°C (77 °F)	100%
	0°C (32 °F)	85%
	-15°C (5 °F)	65%
Self-Discharge 25°C (77 °F) Capacity	after 3 month storage	90%
	after 6 month storage	80%
	after 12 month storage	62%
Charge (Constant Voltage) 25°C (77 °F)	Float	Initial Charging Current Less than 62A Voltage 6.8-6.9V
	Cycle	Initial Charging Current Less than 62A Voltage 7.2-7.45V

**Packaging**

Battery Dimensions	Length	295mm
	Width	178mm
	Height	345mm
	Total Height	350mm
Box Dimensions	Length	410mm
	Width	194mm
	Height	410mm
Quantity Per Box		1 PC per box
Net weight Per Cell		47.0 kg±500g
Net weight Per Box		47.0kg
Gross Weight		47.7kg

**Discharge Constant Current per Cell (Amperes at 77°F25°C)**

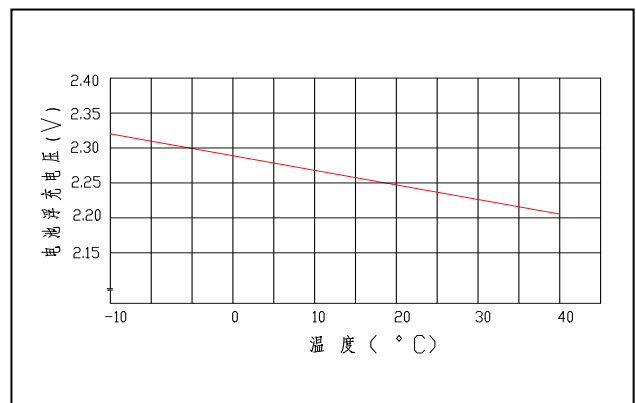
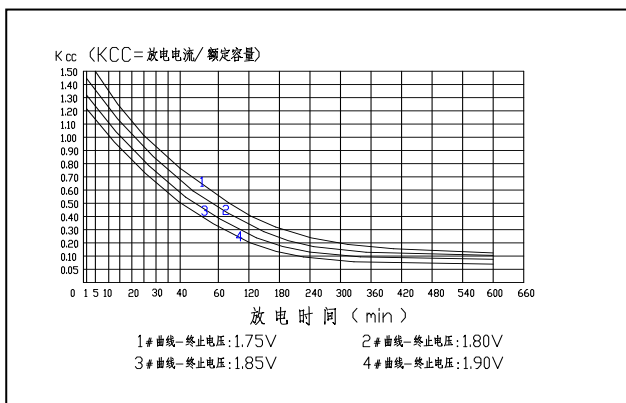
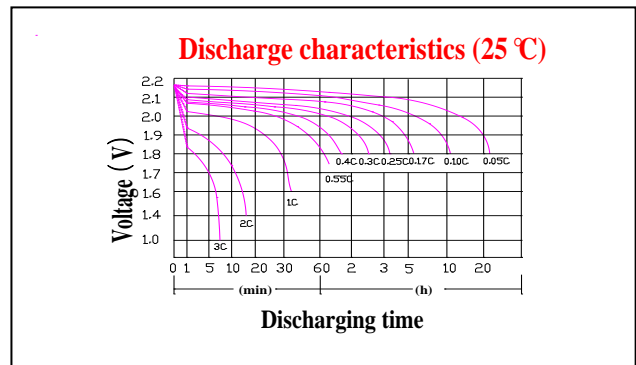
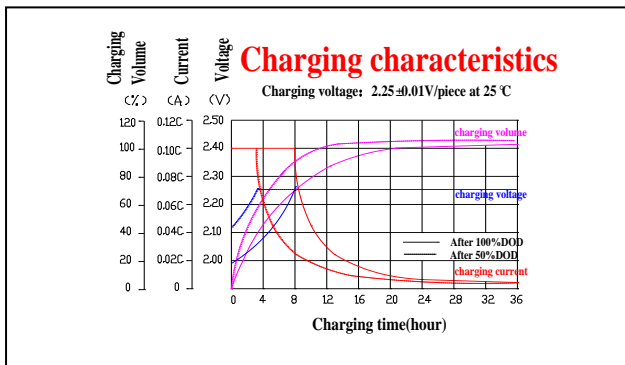
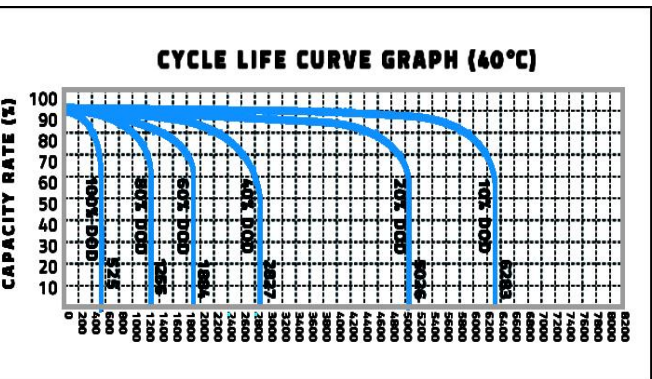
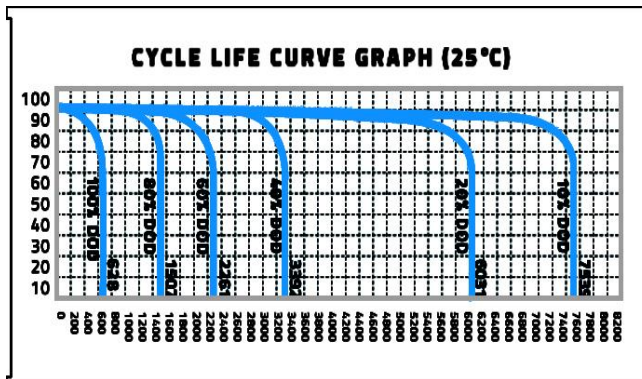
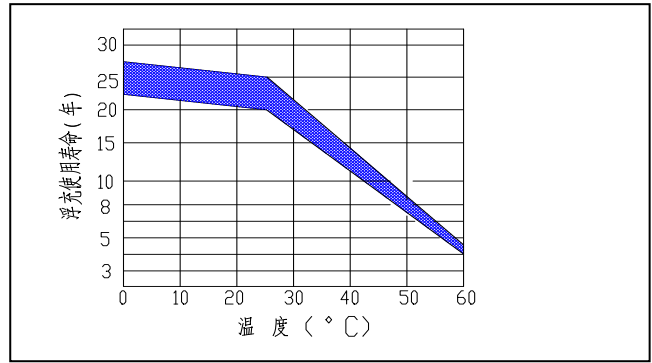
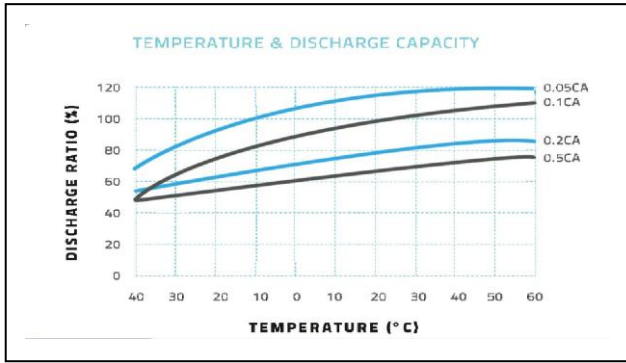
F.V/Time	5min	10min	15min	30min	45min	1h	2h	3h	5h	8h	10h	20h
1.60V	736.6	469.6	399.0	254.7	187.2	171.9	109.3	76.7	52.2	34.4	30.7	17
1.65V	723.2	461.0	391.7	250.1	183.8	168.7	107.3	75.3	51.2	33.7	30.1	16.7
1.70V	709.8	452.5	384.5	245.5	180.4	165.6	105.3	73.9	50.3	33.1	29.6	16.4
1.75V	696.4	443.9	377.2	240.8	177.0	162.5	103.3	72.5	49.3	32.5	29.0	16.1
1.80V	669.6	426.9	362.7	231.6	170.2	156.2	99.3	69.8	47.4	31.2	27.9	15.5

**Discharge Constant Power per Cell (Watts at 77°F 25°C)**

F.V/Time	5min	10min	15min	30min	45min	1h	2h	3h	5h	8h	10h	20h
1.60V	1417.9	903.9	768.0	490.3	360.4	330.8	210.3	147.7	100.4	66.2	59.1	32.8
1.65V	1392.1	887.5	754.1	481.4	353.8	324.8	206.5	145.0	98.6	65.0	58.0	32.2
1.70V	1366.3	871.0	740.1	472.5	347.3	318.8	202.7	142.3	96.8	63.8	56.9	31.6
1.75V	1340.5	854.6	726.1	463.6	340.7	312.8	198.8	139.6	95.0	62.6	55.9	31.0
1.80V	1289.0	821.7	698.2	445.8	327.6	300.8	191.2	134.3	91.3	60.2	53.7	29.8

**Note** The above data are average values, and can be obtained within 3 charge/discharge cycles. These are not minimum values. Cell and battery designs/specifications are subject to modification without notice. Contact **US** for the latest information.

**Performance Characteristics**



**Battery Construction**

Component	Positive plate	Negative plate	Container	Cover	Safety valve	Terminal	Separator	Electrolyte
Raw material	Lead dioxide	Lead	ABS	ABS	Si-Rubber	Copper	Fiberglass	Lead